

Short distance - 3600m, 3 laps  
Results


Rank Lane Bib. Name Nation Time Gap

**K1 junior men Heat 1**

1	6	3	CHMIEL ZYGGY	GBR	18:26.14	
2	7	2	BOWYER LUKE	GBR	18:40.07	13.93
3	4	15	GRÖGER MÁTYÁS	HUN	18:48.84	22.70
4	2	6	SMIT ROK	SLO	18:50.17	24.03
5	8	5	THOMSON TREVOR	GBR	19:01.72	35.58
6	3	7	ŠMIT JAN	SLO	19:29.28	1:03.14
7	5	13	KERESZTES TAMÁS	HUN	19:50.93	1:24.79
8	1	14	VERESS ÁKOS	HUN	20:23.81	1:57.67

**K1 junior men Heat 2**

1	15	9	KLOBUCAR MATIC	SLO	18:18.83	
2	11	1	RADOSEVIC JAKOV	CRO	18:19.83	1.00
3	12	10	JARC JANI	SLO	18:36.24	17.41
4	14	4	RUSSELL JAMES	GBR	19:05.17	46.34
5	13	18	BULJAN FRANE	CRO	19:32.71	1:13.88
6	10	8	RIBNIKAR LENART	SLO	20:32.52	2:13.69
7	9	12	COLJA RICHARD	SLO	22:32.71	4:13.88



Short distance - 3600m, 3 laps  
Results

Rank	Lane	Bib.	Name	Nation	Time	Gap
------	------	------	------	--------	------	-----

**K1 senior men Heat 1**


1	22	29	ZAKRAJSEK JOST	SLO	17:32.61	
2	28	20	ODVARKO MICHAEL	CZE	17:34.14	1.53
3	26	28	HAMAR MATHIAS	NOR	17:39.28	6.67
4	24	32	JARUTA RASMUS	SWE	17:42.59	9.98
5	25	30	OVEN SIMON	SLO	17:48.53	15.92
6	20	27	YATES PAUL	GBR	18:28.72	56.11
7	27	22	THOMSEN TORBEN	DEN	18:38.00	1:05.39
8	23	23	RYOM KRAMER ELIAS	DEN	18:38.63	1:06.02
9	21	33	THORSTENSSON EMIL	SWE	18:39.33	1:06.72
10	29	19	RUKAVINA TOMISLAV	CRO	19:40.60	2:07.99

**K1 senior men Heat 2**

1	42	37	BOROS ADRIÁN	HUN	17:29.67	
2	35	21	BLACH NICOLAI	DEN	17:30.75	1.08
3	37	25	SHARPE THOMAS	GBR	17:33.75	4.08
4	36	26	WILKES MARK	GBR	17:35.36	5.69
5	41	24	HICKS ALBERT	GBR	18:12.30	42.63
6	39	31	ODAR MATIJA	SLO	19:26.73	1:57.06
7	40	38	MARIČ JANEZ	SLO	19:38.68	2:09.01
8	38	39	LOGAR DARKO	SLO	20:25.01	2:55.34

**DNS - Did not start**

	43	35	REPINC MIHA	SLO		
--	----	----	-------------	-----	--	--



Short distance - 3600m, 3 laps  
Results

Rank Lane Number Bib. Name Nation Time Gap

**K1 junior women**

1	45	44	CSIMA LAURA	HUN	19:43.20	
2	48	45	FÜLÖP FANNI	HUN	19:47.14	3.94
3	49	41	MATUC INES	SLO	20:01.19	17.99
4	50	42	VÉGH BANKA	HUN	20:24.99	41.79
5	47	46	LJUBICIC MATEA	CRO	21:06.10	1:22.90
6	51	43	FAUSZT ABIGÉL	HUN	21:14.80	1:31.60
7	46	40	BAJRIČ ŠPELA	SLO	21:32.75	1:49.55

**K1 junior men**


1	67	9	KLOBUCAR MATIC	SLO	17:27.51	
2	62	3	CHMIEL ZYGGY	GBR	17:35.98	8.47
3	61	10	JARC JANI	SLO	17:48.35	20.84
4	69	15	GRÖGER MÁTYÁS	HUN	17:58.85	31.34
5	60	6	SMIT ROK	SLO	18:12.20	44.69
6	65	4	RUSSELL JAMES	GBR	18:26.93	59.42
7	63	5	THOMSON TREVOR	GBR	18:30.85	1:03.34
8	64	2	BOWYER LUKE	GBR	18:32.66	1:05.15
9	66	1	RADOSEVIC JAKOV	CRO	18:38.50	1:10.99
10	68	7	ŠMIT JAN	SLO	19:28.60	2:01.09

**C1 senior men**

1	75	54	LJUBEK NIKICA	CRO	19:54.17	
2	72	51	DROJETZKI LAWRENCE ROBERT	POL	20:23.41	29.24
3	74	53	PLAWSKI BARTOSZ	POL	21:06.02	1:11.85
4	71	50	HERTEL PIOTR	POL	22:22.69	2:28.52
5	73	52	DROJETZKI ROBERT	POL	25:27.23	5:33.06

**K1 senior women**

1	76	47	HROCHOVA LENKA	CZE	19:09.87	
2	78	49	CSERNÁK EDINA	HUN	19:13.38	3.51
3	77	48	HORVÁTH LILLA	HUN	20:01.06	51.19




ICF CANOE MARATHON WORLD CUP  
JUNIORS & SENIORS  
ICF SVETOVNI POKAL  
V KAJAK-KANU MARATONU

Bohinj, Slovenia  
7 - 8 June 2014

Short distance - 3600m, 3 laps  
Results

Rank	Lane Number	Bib.	Name	Nation	Time	Gap
<b>K1 senior men</b>						
1	81	29	ZAKRAJSEK JOST	SLO	16:56.16	
2	82	37	BOROS ADRIÁN	HUN	16:59.01	2.85
3	86	21	BLACH NICOLAI	DEN	17:03.02	6.86
4	83	32	JARUTA RASMUS	SWE	17:06.78	10.62
5	88	28	HAMAR MATHIAS	NOR	17:11.63	15.47
6	87	20	ODVARKO MICHAEL	CZE	17:23.96	27.80
7	89	30	OVEN SIMON	SLO	17:35.84	39.68
8	84	25	SHARPE THOMAS	GBR	17:56.12	59.96
9	80	26	WILKES MARK	GBR	18:17.49	1:21.33
10	85	24	HICKS ALBERT	GBR	18:18.89	1:22.73



## Results

Rank	Lane	Bib	Name	Nation	Time	Gap
------	------	-----	------	--------	------	-----

### K1 junior men

1	106	3	CHMIEL ZYGGY	GBR	1h50:47.17	
2	109	15	GRÖGER MÁTYÁS	HUN	1h50:48.19	1.02
3	104	5	THOMSON TREVOR	GBR	1h50:53.82	6.65
4	107	2	BOWYER LUKE	GBR	1h51:08.59	21.42
5	102	1	RADOSEVIC JAKOV	CRO	1h51:54.53	1:07.36
6	105	4	RUSSELL JAMES	GBR	1h52:11.91	1:24.74
7	103	16	PUSKÁS PATRIK	HUN	1h57:10.74	6:23.57
8	101	18	BULJAN FRANE	CRO	1h58:18.33	7:31.16
9	108	17	BASZONYI BÁLINT	HUN	2h00:40.80	9:53.63
10	110	55	ŠTEFIĆ ROK	SLO	2h00:41.71	9:54.54

### K1 junior women


1	136	44	CSIMA LAURA	HUN	1h39:47.27	
2	134	45	FÜLÖP FANNI	HUN	1h39:49.06	1.79
3	132	41	MATUC INES	SLO	1h39:51.47	4.20
4	137	42	VÉGH BANKA	HUN	1h39:58.15	10.88
5	135	43	FAUSZT ABIGÉL	HUN	1h45:11.90	5:24.63
6	133	46	LJUBICIC MATEA	CRO	1h46:08.24	6:20.97

### K1 senior women

1	140	48	HORVÁTH LILLA	HUN	2h17:28.16	
2	139	47	HROCHOVA LENKA	CZE	2h20:44.26	3:16.10
3	141	49	CSERNÁK EDINA	HUN	2h20:45.33	3:17.17

### C1 senior men

1	143	50	HERTEL PIOTR	POL	2h36:00.66	
2	144	51	DROJETZKI LAWRENCE ROBERT	POL	2h36:03.25	2.59
3	146	53	PLAWSKI BARTOSZ	POL	2h36:35.38	34.72
4	145	52	DROJETZKI ROBERT	POL	2h53:13.20	17:12.54



Results

Rank	Lane	Bib	Name	Nation	Time	Gap
<b>K1 senior men</b>						
1	130	28	HAMAR MATHIAS	NOR	2h18:02.43	
2	126	21	BLACH NICOLAI	DEN	2h18:12.79	10.36
3	118	37	BOROS ADRIÁN	HUN	2h18:33.51	31.08
4	124	32	JARUTA RASMUS	SWE	2h18:42.52	40.09
5	120	20	ODVARKO MICHAEL	CZE	2h18:44.80	42.37
6	129	25	SHARPE THOMAS	GBR	2h20:32.25	2:29.82
7	115	22	THOMSEN TORBEN	DEN	2h21:12.62	3:10.19
8	116	33	THORSTENSSON EMIL	SWE	2h21:14.19	3:11.76
9	128	36	ZÖLLNER DÁNIEL	HUN	2h21:50.98	3:48.55
10	123	23	RYOM KRAMER ELIAS	DEN	2h25:14.20	7:11.77
11	121	26	WILKES MARK	GBR	2h25:16.19	7:13.76
12	119	27	YATES PAUL	GBR	2h28:46.96	10:44.53
13	117	24	HICKS ALBERT	GBR	2h32:37.02	14:34.59
14	122	19	RUKAVINA TOMISLAV	CRO	2h34:49.78	16:47.35
15	125	56	SAMOTORČAN PETER	SLO	2h35:45.28	17:42.85

DNF - Do not finish

	127	31	ODAR MATIJA	SLO		
--	-----	----	-------------	-----	--	--